

Scaled data based on original data using
LM-79-08 Approved Method: Electrical and Photometric Measurements of Solid-
State Lighting Products

Test Report Prepared for
Cooper Lighting Solutions
(formerly Eaton)

Brand: INVUE

Report Number: P141380

Luminaire Tested: **ECM-E01-LED-E1-SLL**

Issue Date: 03/03/2020

Test Information

Test Method: LM-79-08
Report Number: P141380
REPORT IS SCALED FROM IESNA LM-79-08 TEST DATA (P33693)
Test Lab: INNOVATION CENTER-P3
Issue Date: 03/03/2020
Manufacturer: COOPER LIGHTING SOLUTIONS (FORMERLY EATON)
Product Line: INVUE
Catalog Number: ECM-E01-LED-E1-SLL
Description: EPIC CLASSICAL MEDIUM DECORATIVE LED LUMINAIRE
(1) LIGHTBARS WITH AccuLED OPTICS - 90° SPILL LIGHT ELIMINATOR LEFT
Light Source: (21) 4000K CCT, 70 CRI LEDs
Ballast/Driver: -

Summary

Lumens per Lamp: N/A
Luminaire Lumens: 2615.5 lumens
Efficiency: N/A
Efficacy: 105.9 lumens/watt
Luminous Opening: Rectangular (W 0.17' x L: 1' x H: 0')
IES Classification: Type IV - Short - Non-Cutoff
BUG Rating: B1 - U0 - G2

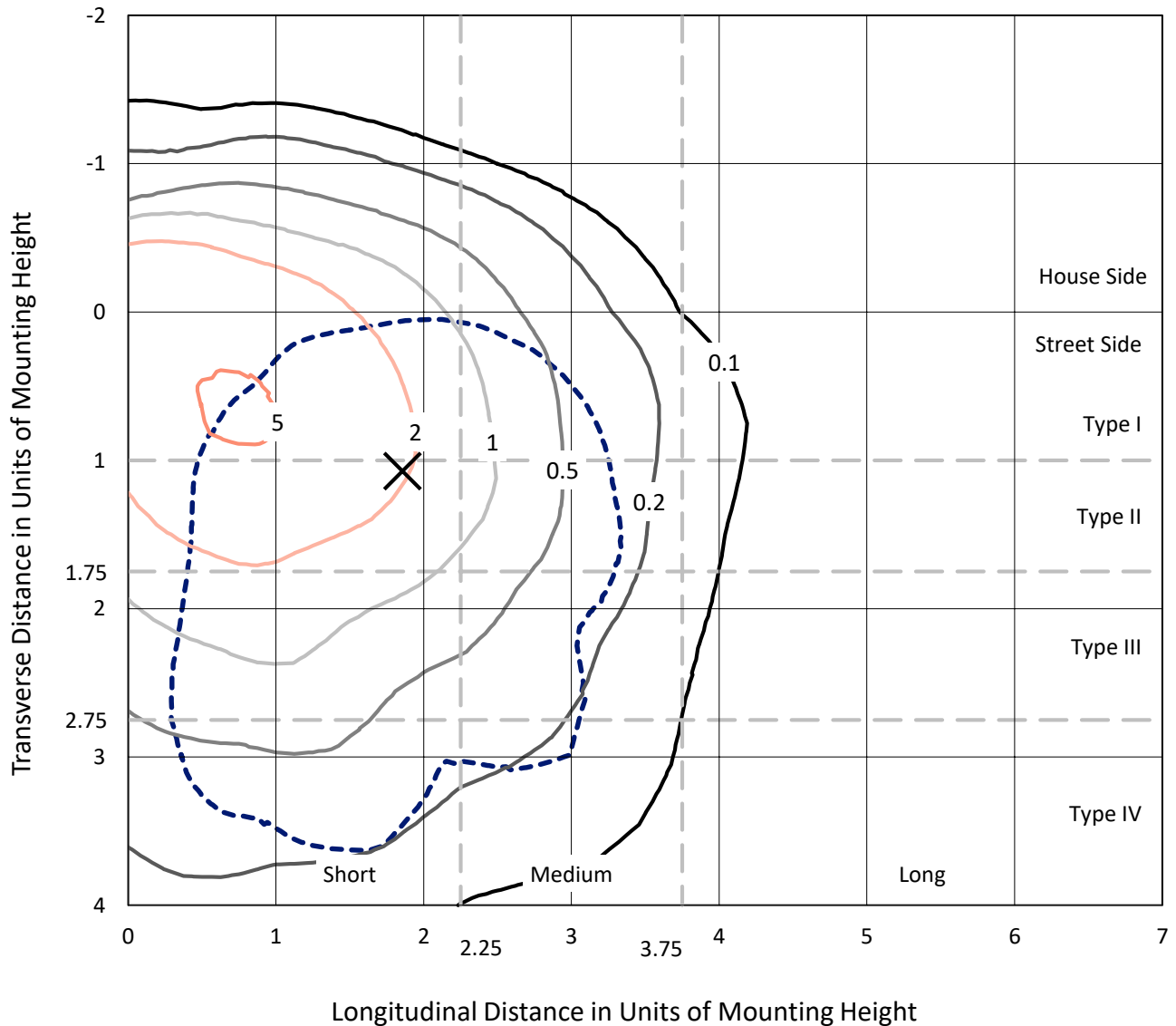
Input Watts (W): 24.7
Input Voltage (V): NR
Input Current (Ain): NR
Voltage Rise (V): NR
Power Factor: NR
Total Harmonic Distortion (THDi): NR
Frequency (hertz): 60
Stabilization Time: NR
Operation Time: NR
Ambient Temperature (°C): NR
Test Distance: 25 FT



REPORT NUMBER: P141380
 CATALOG NUMBER: ECM-E01-LED-E1-SLL

Iso-Footcandle Lines of Horizontal Illumination

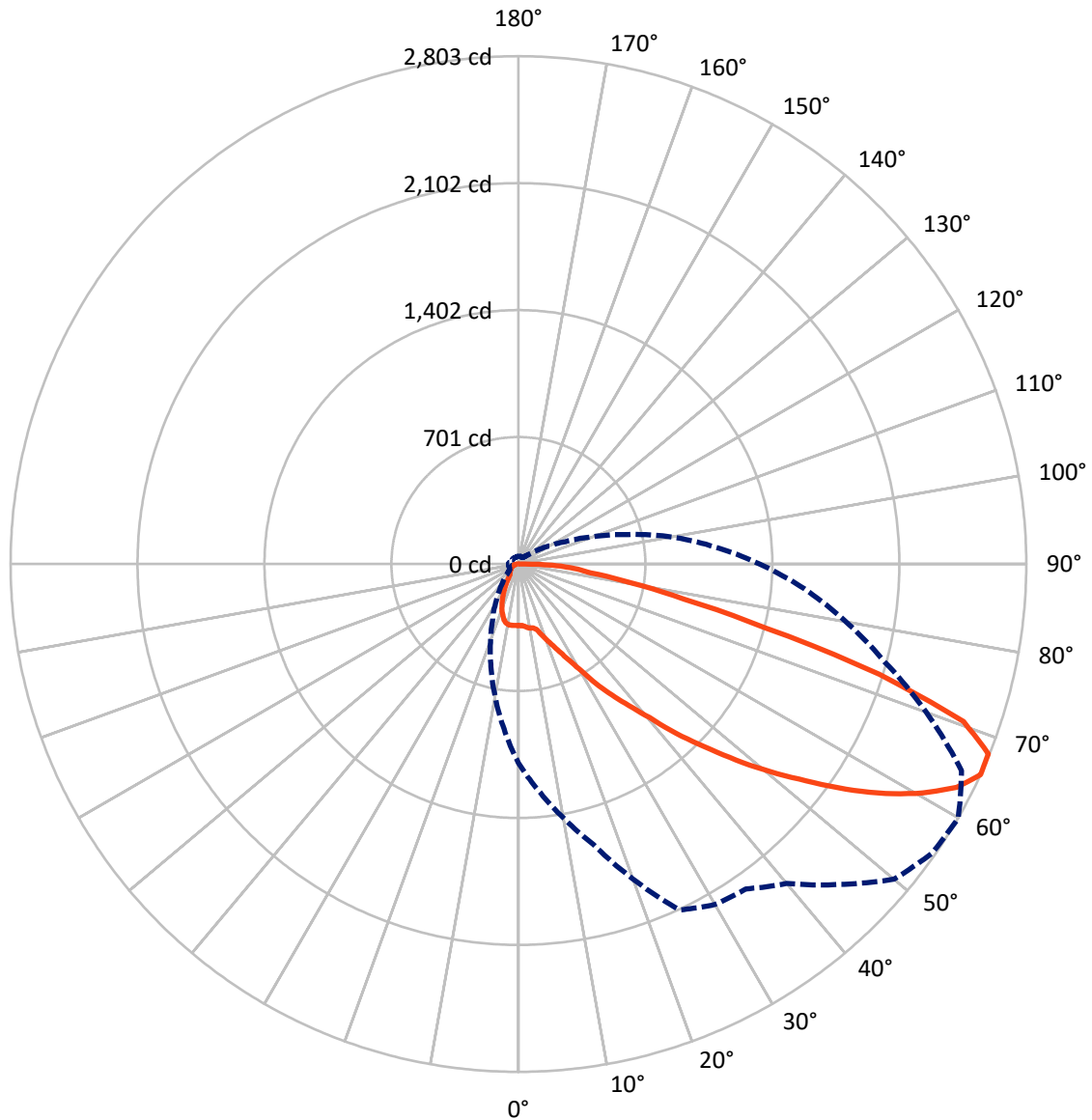
✕ Max cd
 - - - 1/2 Max cd



Based on 10 foot mounting height. Maximum calculated value = 5.5 fc
 Type IV - Short - Non-Cutoff

REPORT NUMBER: P141380
CATALOG NUMBER: ECM-E01-LED-E1-SLL

Luminous Intensity Polar Plot



— Vertical Plane Through 60-Deg Lateral - - - Horizontal Cone Through 65-Deg Vertical

REPORT NUMBER: P141380

CATALOG NUMBER: ECM-E01-LED-E1-SLL

FLUX DISTRIBUTION:

		Downward	Upward	Total
House Side	Lumens	485.1	0.0	485.1
	% Fixture	18.5	0.0	18.5
Street Side	Lumens	2130.4	0.0	2130.4
	% Fixture	81.5	0.0	81.5
Total	Lumens	2615.5	0.0	2615.5
	% Fixture	100.0	0.0	100.0

ZONAL LUMENS:

Zone	Lumens	% Fixture
0°-10°	32.9	1.3
10°-20°	98.8	3.8
20°-30°	164.1	6.3
30°-40°	239.9	9.2
40°-50°	365.0	14.0
50°-60°	524.7	20.1
60°-70°	645.0	24.7
70°-80°	431.5	16.5
80°-90°	113.5	4.3
90°-100°	0.0	0.0
100°-110°	0.0	0.0
110°-120°	0.0	0.0
120°-130°	0.0	0.0
130°-140°	0.0	0.0
140°-150°	0.0	0.0
150°-160°	0.0	0.0
160°-170°	0.0	0.0
170°-180°	0.0	0.0
0°-90°	2615.5	100.0
0°-180°	2615.5	100.0

Coefficient of Utilization



REPORT NUMBER: P141380

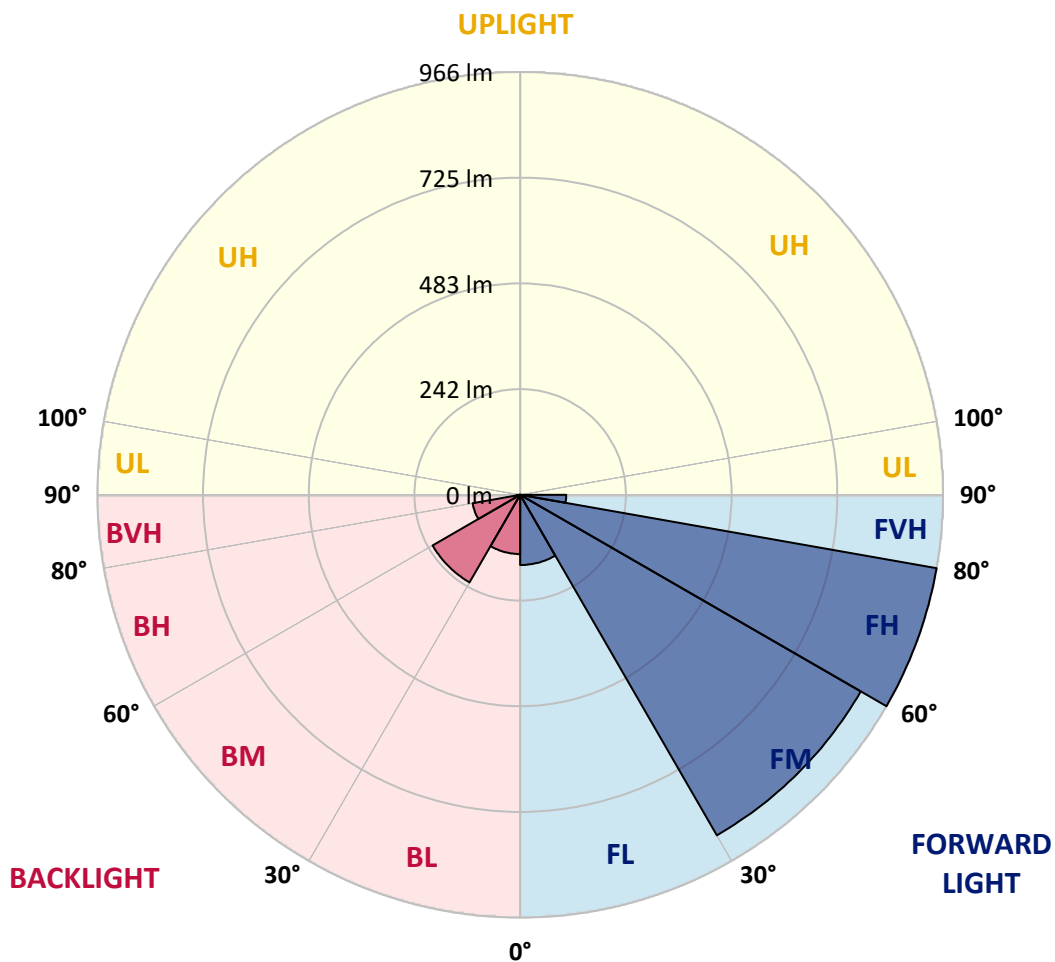
CATALOG NUMBER: ECM-E01-LED-E1-SLL

LUMINAIRE CLASSIFICATION SYSTEM LUMEN TABLE AND BUG RATING:

Zone		Lumens	% Fixture	Zone Rating/Lumen Limit		
				B	U	G
FL	(0°-30°)	160.4	6.1			
FM	(30°-60°)	898.5	34.4			
FH	(60°-80°)	966.2	36.9			G1/1800
FVH	(80°-90°)	105.3	4.0			G2/225
BL	(0°-30°)	135.4	5.2	B1/500		
BM	(30°-60°)	231.1	8.8	B1/1000		
BH	(60°-80°)	110.4	4.2	B1/500		G1/500
BVH	(80°-90°)	8.3	0.3			G0/10
UL	(90°-100°)	0.0	0.0		U0/0	
UH	(100°-180°)	0.0	0.0		U0/0	

BUG Rating: B1-U0-G2

Type IV Short





REPORT NUMBER: P141380

CATALOG NUMBER: ECM-E01-LED-E1-SLL

CANDELA DISTRIBUTION (FULL):

	0°	5°	10°	15°	20°	25°	30°	35°	40°	45°	50°
0°	340.0	340.0	340.0	340.0	340.0	340.0	340.0	340.0	340.0	340.0	340.0
2.5°	340.3	340.7	340.7	340.3	340.0	340.3	339.7	340.3	340.0	339.7	340.0
5°	336.0	336.3	337.0	337.0	337.7	339.0	339.3	341.0	342.0	342.3	343.7
7.5°	325.7	327.3	328.3	329.7	331.7	335.0	337.3	341.3	344.3	347.0	350.7
10°	319.3	321.3	323.3	326.3	329.3	333.7	337.7	342.7	346.7	350.7	355.0
12.5°	321.0	323.3	326.0	328.3	333.0	337.0	342.0	348.0	350.0	354.0	357.7
15°	334.7	336.7	338.7	341.3	345.7	350.3	357.0	363.7	365.0	369.3	373.3
17.5°	353.0	353.3	356.7	361.3	365.3	373.0	381.0	390.0	395.7	398.3	400.7
20°	372.0	373.0	378.3	382.7	391.7	401.7	413.3	426.7	431.3	443.0	447.3
22.5°	400.3	400.0	406.3	412.3	422.3	433.0	450.0	468.3	479.0	488.0	491.3
25°	443.3	444.3	443.3	452.0	462.3	479.7	496.7	515.0	521.3	537.0	544.3
27.5°	486.0	493.7	504.0	506.7	519.3	539.3	552.7	572.3	587.7	592.0	604.0
30°	525.7	541.7	558.7	573.0	595.7	620.0	640.0	662.3	663.3	671.3	674.7
32.5°	566.0	591.0	616.0	634.3	656.3	688.7	725.7	762.0	785.7	810.0	797.7
35°	616.7	655.7	690.7	719.0	737.7	767.7	810.3	869.3	907.3	936.3	953.0
37.5°	663.0	722.0	775.7	816.0	861.7	883.0	911.0	953.7	997.3	1024.3	1038.3
40°	697.0	777.7	853.7	912.0	970.0	1021.0	1056.3	1091.0	1150.0	1183.7	1186.3
42.5°	723.7	826.3	918.0	1001.7	1087.0	1158.3	1201.0	1245.0	1320.0	1359.0	1356.0
45°	742.0	862.7	976.3	1079.3	1182.7	1275.7	1358.0	1423.3	1500.0	1574.3	1559.3
47.5°	758.0	892.7	1022.7	1139.0	1263.0	1379.0	1481.7	1573.7	1675.0	1775.3	1781.3
50°	774.0	917.0	1064.7	1198.7	1338.3	1484.0	1608.0	1726.3	1853.0	1980.7	2010.0
52.5°	796.0	944.3	1103.7	1253.0	1415.3	1569.0	1707.3	1854.7	2011.3	2134.7	2218.0
55°	829.0	982.3	1152.0	1307.3	1484.3	1653.7	1806.7	1976.7	2120.7	2273.0	2391.7
57.5°	883.0	1033.0	1208.0	1366.7	1551.0	1730.3	1889.3	2067.7	2205.0	2374.0	2523.0
60°	951.3	1102.0	1271.3	1437.0	1629.3	1838.0	1998.3	2130.3	2268.0	2439.0	2618.3
62.5°	1029.0	1180.0	1348.7	1519.7	1738.3	1964.3	2102.0	2177.3	2297.3	2483.7	2680.0
65°	1097.3	1253.0	1421.3	1602.7	1850.0	2107.0	2170.3	2189.3	2301.7	2501.7	2706.7
67.5°	1153.3	1332.3	1489.3	1670.0	1967.7	2197.7	2171.7	2133.7	2242.7	2458.0	2655.7
70°	1182.7	1367.7	1521.7	1676.0	1992.7	2210.3	2119.3	2016.0	2065.7	2276.3	2441.7
72.5°	1150.3	1340.0	1461.7	1557.7	1843.0	2054.3	1938.3	1743.3	1788.7	1992.7	2035.3
75°	1023.7	1252.7	1323.7	1320.3	1474.0	1583.3	1499.3	1375.0	1490.7	1575.7	1532.0
77.5°	764.3	1026.0	1065.7	992.7	1025.3	1117.3	1038.0	1134.7	1275.0	1313.3	1230.7
80°	480.7	752.0	756.3	665.3	648.0	684.0	786.3	992.0	1126.0	1118.0	1008.7
82.5°	267.7	487.7	534.0	450.7	429.3	517.7	700.3	809.7	792.0	785.3	643.0
85°	183.0	333.0	407.0	390.3	431.7	516.3	574.3	513.3	494.3	421.0	341.7
87.5°	74.3	150.0	252.3	290.0	307.7	377.7	330.7	269.3	207.3	196.7	169.0
90°	0.0	0.0	0.0	0.0	0.0	0.0	0.0	0.0	0.0	0.0	0.0



REPORT NUMBER: P141380

CATALOG NUMBER: ECM-E01-LED-E1-SLL

CANDELA DISTRIBUTION (continued):

	55°	60°	65°	70°	75°	80°	85°	90°	95°	100°	105°
0°	340.0	340.0	340.0	340.0	340.0	340.0	340.0	340.0	340.0	340.0	340.0
2.5°	339.0	339.7	339.7	340.0	340.3	340.7	340.7	340.7	341.0	341.3	341.0
5°	344.0	345.0	345.7	345.7	346.3	347.0	347.7	347.3	348.3	349.0	349.3
7.5°	352.0	354.0	355.7	357.0	357.7	357.7	357.7	356.7	357.7	358.0	358.3
10°	357.7	360.0	360.3	361.7	361.3	361.0	360.3	359.7	360.0	360.7	361.7
12.5°	359.3	361.7	362.3	363.3	363.0	362.7	361.3	361.3	361.0	362.0	363.0
15°	373.0	375.0	378.3	375.3	375.7	373.0	370.7	369.3	368.7	369.3	370.0
17.5°	404.3	407.7	406.3	401.7	401.3	395.7	394.7	388.0	388.0	388.0	386.0
20°	447.3	447.0	444.7	440.0	430.0	428.0	420.7	415.3	410.3	409.3	407.0
22.5°	494.3	489.3	488.0	478.3	472.0	460.0	449.0	445.0	440.3	439.3	439.0
25°	540.0	542.0	532.3	527.7	511.7	501.0	494.7	484.7	484.7	483.3	481.7
27.5°	597.3	604.0	593.3	586.7	571.7	556.7	545.7	539.7	533.3	529.0	517.0
30°	678.3	682.7	675.3	661.7	643.0	616.3	601.3	594.7	583.0	568.3	548.7
32.5°	792.3	786.3	761.3	737.3	713.0	687.7	669.7	657.7	639.7	610.3	573.0
35°	940.0	888.3	857.0	824.0	796.0	767.7	754.0	732.3	691.3	643.7	593.7
37.5°	1012.7	989.7	953.7	929.0	895.7	867.3	836.3	799.3	746.3	678.0	608.7
40°	1158.3	1115.0	1087.0	1059.0	1018.0	979.3	937.3	877.7	792.3	707.3	620.3
42.5°	1311.3	1279.3	1228.7	1191.3	1160.7	1096.7	1030.0	946.7	839.3	734.0	631.0
45°	1510.7	1437.3	1374.7	1343.0	1282.7	1204.7	1127.0	1008.0	882.7	762.0	643.0
47.5°	1711.0	1616.7	1552.0	1493.0	1428.7	1324.0	1203.0	1061.3	916.0	785.3	653.0
50°	1926.0	1801.7	1727.0	1656.3	1550.3	1423.7	1269.7	1105.3	950.7	807.3	662.0
52.5°	2144.7	1987.7	1881.0	1798.7	1667.3	1510.7	1330.0	1151.0	987.7	828.7	669.3
55°	2341.3	2194.0	2056.3	1929.3	1771.3	1589.3	1385.3	1192.0	1021.0	851.0	674.0
57.5°	2519.7	2391.3	2227.0	2056.7	1867.0	1662.3	1436.3	1236.3	1052.3	867.3	673.7
60°	2642.0	2567.0	2396.3	2188.7	1967.0	1729.3	1497.7	1285.7	1080.0	879.0	671.0
62.5°	2730.0	2715.0	2566.0	2315.7	2048.7	1789.7	1557.0	1326.7	1100.0	880.3	659.7
65°	2785.0	2803.3	2698.7	2396.3	2094.3	1835.7	1586.3	1330.3	1085.7	858.3	629.7
67.5°	2750.3	2797.7	2698.0	2361.3	2050.7	1792.7	1543.3	1269.0	1009.3	790.0	562.3
70°	2535.3	2606.3	2508.0	2129.3	1837.0	1626.7	1385.0	1090.0	868.3	650.7	444.3
72.5°	1988.7	2082.3	1996.3	1736.7	1520.7	1344.7	1165.3	856.0	662.0	478.0	298.7
75°	1372.0	1408.0	1356.7	1177.3	1111.0	1042.3	874.7	575.3	437.3	295.0	175.7
77.5°	1064.3	934.0	835.7	762.3	761.0	748.3	572.3	344.3	261.7	162.3	97.7
80°	800.3	628.3	518.7	453.7	471.7	527.3	333.7	176.7	135.3	89.7	60.0
82.5°	526.7	401.0	320.0	283.3	286.3	330.7	167.7	97.3	66.7	51.0	39.0
85°	321.0	311.7	278.0	252.3	232.7	227.3	130.3	74.7	37.0	26.3	20.0
87.5°	156.7	185.7	226.7	229.7	197.3	167.3	67.7	21.3	15.7	8.3	6.0
90°	0.0	0.0	0.0	0.0	0.0	0.0	0.0	0.0	0.0	0.0	0.0



REPORT NUMBER: P141380

CATALOG NUMBER: ECM-E01-LED-E1-SLL

CANDELA DISTRIBUTION (continued):

	110°	115°	120°	125°	130°	135°	140°	145°	150°	155°	160°
0°	340.0	340.0	340.0	340.0	340.0	340.0	340.0	340.0	340.0	340.0	340.0
2.5°	341.3	343.0	342.3	342.0	342.0	343.7	343.7	343.0	343.0	343.3	343.3
5°	349.3	351.0	350.3	350.7	351.3	351.7	352.7	351.7	351.0	351.7	351.3
7.5°	358.7	360.3	360.0	360.7	361.3	362.0	362.7	362.3	361.7	361.7	361.3
10°	362.7	366.0	367.3	368.7	370.3	371.0	372.0	372.0	370.7	370.7	369.0
12.5°	365.3	368.0	371.3	373.3	376.3	378.7	379.7	380.0	379.0	377.7	376.0
15°	371.0	373.0	376.3	378.3	382.0	385.0	387.0	386.7	385.3	381.7	376.7
17.5°	385.0	384.7	386.0	387.3	388.3	390.0	389.3	386.3	380.0	373.3	366.3
20°	406.0	405.7	403.7	400.7	397.0	392.3	385.0	376.0	365.3	353.3	342.7
22.5°	435.7	432.7	430.0	422.0	409.3	393.7	374.7	357.0	344.3	332.7	321.0
25°	475.0	467.7	454.7	436.0	416.0	392.7	365.0	341.3	325.3	311.7	300.0
27.5°	499.7	482.7	461.0	435.3	408.7	378.7	348.0	324.7	306.7	291.7	278.3
30°	520.7	490.0	459.7	427.0	393.3	362.3	330.0	305.0	284.0	267.3	251.3
32.5°	532.3	491.3	453.3	414.3	377.7	342.3	307.3	280.3	260.3	239.7	217.7
35°	539.7	487.3	441.3	397.3	357.0	320.3	283.7	254.0	227.7	202.3	180.3
37.5°	541.7	480.7	425.7	378.3	332.3	292.3	257.7	223.0	196.7	169.3	144.0
40°	540.7	468.0	406.0	348.7	300.3	261.7	228.0	196.3	167.3	143.0	118.7
42.5°	536.7	453.7	382.7	324.3	275.7	238.7	207.7	175.7	149.7	123.7	103.0
45°	535.3	439.7	365.0	305.7	259.0	222.7	192.3	161.3	134.0	109.3	88.7
47.5°	532.3	427.0	348.7	291.3	245.3	210.3	179.0	148.7	120.3	98.0	78.0
50°	525.7	413.3	336.7	280.3	234.0	198.0	166.0	133.3	105.7	83.7	68.3
52.5°	518.7	404.7	329.0	269.3	222.0	183.3	151.7	118.7	92.7	72.0	60.3
55°	511.7	398.0	318.7	256.3	206.3	168.3	136.3	106.0	81.7	64.0	55.7
57.5°	504.0	389.0	306.0	239.7	188.7	151.7	119.7	91.0	71.0	57.7	52.0
60°	497.7	376.3	284.0	216.3	165.0	128.3	99.3	76.0	60.3	52.0	49.7
62.5°	481.0	352.0	252.3	182.0	134.0	100.3	75.7	59.3	50.7	46.7	47.0
65°	440.7	297.7	200.3	142.0	94.0	67.3	54.0	45.3	41.3	41.3	42.3
67.5°	371.3	226.7	142.0	90.3	61.7	48.7	41.3	37.7	37.0	37.7	39.3
70°	263.0	147.0	89.0	59.0	46.3	39.3	35.7	34.3	33.7	34.3	35.0
72.5°	162.0	86.7	56.7	46.0	39.7	35.3	33.0	32.0	31.7	31.7	31.3
75°	88.3	58.0	45.3	40.0	36.0	32.7	30.3	28.7	28.3	28.7	28.0
77.5°	56.3	45.3	40.3	37.0	33.3	29.0	27.0	25.7	25.7	25.3	24.7
80°	44.0	40.3	37.0	33.7	28.0	24.7	22.7	22.3	22.0	21.7	21.7
82.5°	33.0	32.0	30.3	27.3	22.3	19.7	18.7	18.7	18.3	17.3	17.3
85°	19.0	18.7	20.0	17.7	15.0	13.0	13.0	13.3	13.7	13.3	12.3
87.5°	6.3	5.3	5.7	5.7	4.7	3.7	5.0	6.0	5.7	5.0	6.0
90°	0.0	0.0	0.0	0.0	0.0	0.0	0.0	0.0	0.0	0.0	0.0



REPORT NUMBER: P141380

CATALOG NUMBER: ECM-E01-LED-E1-SLL

CANDELA DISTRIBUTION (continued):

	165°	170°	175°	180°	185°	190°	195°	200°	205°	210°	215°
0°	340.0	340.0	340.0	340.0	340.0	340.0	340.0	340.0	340.0	340.0	340.0
2.5°	342.3	343.0	344.3	343.0	342.3	342.3	341.7	342.0	341.0	340.0	340.3
5°	350.7	350.0	350.7	349.7	347.7	347.3	346.0	346.0	344.7	343.3	342.7
7.5°	360.0	359.0	359.3	357.3	355.0	353.3	351.7	351.0	349.3	347.3	346.0
10°	367.3	366.3	365.7	363.3	360.3	358.7	356.3	355.0	353.3	350.7	349.3
12.5°	372.0	369.7	368.3	364.3	361.7	360.0	357.3	356.7	354.7	352.3	351.3
15°	371.0	365.7	361.7	357.0	353.3	351.0	348.7	348.0	347.0	346.0	344.0
17.5°	354.7	348.0	343.7	334.0	328.7	326.3	326.0	325.7	325.0	325.0	322.7
20°	332.0	324.3	317.7	308.3	301.3	299.0	292.7	291.0	289.0	291.0	289.0
22.5°	311.7	302.0	294.3	286.7	278.3	271.7	263.3	259.3	253.7	252.3	253.0
25°	290.0	278.0	268.3	259.3	250.3	241.0	233.3	227.7	224.0	219.0	214.3
27.5°	263.7	253.7	240.7	233.3	222.7	212.3	204.3	198.3	191.7	187.7	181.0
30°	237.0	221.7	208.7	198.3	186.7	181.7	174.0	167.7	161.7	157.3	151.7
32.5°	202.3	186.3	172.7	160.7	152.7	145.7	141.0	135.7	132.7	129.0	125.3
35°	165.7	145.7	129.3	124.0	115.0	115.3	113.0	110.3	108.0	104.7	104.3
37.5°	125.0	109.3	98.7	92.0	90.7	88.7	89.0	88.7	88.0	87.0	87.0
40°	99.0	85.0	78.0	76.7	76.7	76.3	76.0	76.0	76.0	75.3	75.0
42.5°	84.7	74.7	72.3	71.7	71.0	70.7	70.0	69.0	69.0	68.3	67.3
45°	74.7	69.0	68.3	67.7	67.7	66.7	65.7	65.0	64.7	64.3	63.7
47.5°	68.3	65.3	64.7	64.0	63.7	63.0	62.0	61.0	60.7	60.3	60.3
50°	61.3	59.3	59.3	59.3	58.3	57.7	56.7	56.0	56.0	55.7	55.3
52.5°	56.3	55.3	55.0	54.7	54.0	53.0	52.3	52.0	51.7	52.0	51.7
55°	54.0	53.3	53.0	52.3	51.7	50.7	50.0	49.0	48.7	49.3	49.3
57.5°	51.3	51.0	50.7	50.0	49.3	48.0	47.0	46.3	46.3	47.3	47.0
60°	50.3	50.0	49.7	49.3	48.3	46.7	45.0	44.3	44.3	45.3	45.3
62.5°	48.0	47.7	47.3	47.0	45.7	44.3	42.7	42.0	42.3	43.0	44.0
65°	43.7	44.0	43.7	43.7	42.7	41.7	40.7	40.0	39.7	40.0	41.0
67.5°	39.7	40.0	40.0	40.0	39.7	38.7	38.0	37.0	36.3	36.7	37.0
70°	36.0	36.3	36.7	36.7	36.0	35.0	34.0	33.0	32.7	33.0	33.0
72.5°	32.0	32.0	32.0	32.3	32.0	31.7	30.3	29.0	29.0	28.7	29.0
75°	28.0	28.0	28.0	28.0	27.3	27.3	26.7	25.3	25.0	25.3	25.7
77.5°	24.7	24.0	23.7	23.7	23.7	23.0	22.7	22.7	22.3	22.3	22.3
80°	20.3	19.7	19.0	18.7	19.0	19.0	19.7	19.7	19.3	19.3	19.3
82.5°	16.0	14.7	14.3	14.3	13.7	14.3	15.7	17.3	16.7	17.0	17.0
85°	11.7	10.3	9.7	9.7	9.0	10.3	12.0	13.3	12.7	13.3	13.0
87.5°	5.3	5.0	4.0	3.3	4.0	6.0	7.0	7.3	6.3	7.7	7.7
90°	0.0	0.0	0.0	0.0	0.0	0.0	0.0	0.0	0.0	0.0	0.0



REPORT NUMBER: P141380

CATALOG NUMBER: ECM-E01-LED-E1-SLL

CANDELA DISTRIBUTION (continued):

	220°	225°	230°	235°	240°	245°	250°	255°	260°	265°	270°
0°	340.0	340.0	340.0	340.0	340.0	340.0	340.0	340.0	340.0	340.0	340.0
2.5°	341.7	340.3	340.0	340.3	339.7	340.7	340.7	340.3	340.3	340.0	340.7
5°	343.7	342.0	341.0	341.0	340.3	341.3	340.7	340.3	340.0	340.0	340.0
7.5°	346.7	344.3	342.7	341.7	340.3	340.3	339.3	338.3	337.7	337.3	337.3
10°	349.3	346.0	343.3	341.0	339.0	337.3	335.7	333.3	332.7	332.0	332.3
12.5°	349.0	345.3	341.3	337.7	333.0	331.0	326.7	324.0	324.0	322.3	323.3
15°	341.7	335.3	329.7	323.7	318.0	314.0	308.7	305.7	304.0	303.7	306.0
17.5°	319.7	313.7	308.3	301.7	294.3	291.7	288.0	286.7	285.7	287.3	289.0
20°	290.0	282.3	277.3	273.3	273.3	272.7	271.0	268.7	266.7	266.3	268.3
22.5°	248.0	245.0	246.0	243.3	243.3	242.0	244.7	240.3	242.7	240.7	241.7
25°	213.0	211.7	211.0	210.7	210.7	213.0	212.7	213.3	211.0	212.3	212.0
27.5°	181.3	179.7	177.3	178.7	180.0	181.7	182.3	182.7	184.7	181.0	182.3
30°	151.0	148.3	150.0	148.7	149.3	149.0	149.0	149.0	150.3	153.0	151.0
32.5°	123.7	122.3	124.0	121.7	122.0	122.0	121.3	120.3	121.0	118.0	120.3
35°	102.3	100.7	102.0	101.0	100.0	97.3	96.3	94.7	95.0	94.3	94.0
37.5°	85.7	85.3	84.3	84.3	83.7	83.3	81.7	82.0	82.3	83.0	83.0
40°	74.0	73.7	73.3	74.0	74.3	74.7	75.3	76.0	77.0	78.0	79.0
42.5°	67.3	67.3	67.3	68.7	69.7	71.3	72.3	73.7	75.0	76.7	78.0
45°	63.3	63.0	63.7	64.7	66.3	68.0	69.7	71.7	73.7	75.3	76.3
47.5°	60.0	59.7	60.3	61.3	63.0	65.7	68.0	70.3	72.7	74.3	75.0
50°	55.7	55.7	56.0	57.0	58.7	61.0	63.3	66.0	68.3	69.7	70.3
52.5°	52.3	52.7	52.7	53.7	55.3	57.3	59.7	62.0	63.7	64.7	66.0
55°	49.0	49.7	49.7	50.7	52.3	54.7	57.7	59.7	61.7	63.0	64.0
57.5°	46.7	47.0	47.0	48.3	50.3	52.3	55.3	58.0	60.3	62.0	63.3
60°	44.7	45.0	44.7	46.3	48.0	50.3	53.0	56.0	59.3	61.7	62.7
62.5°	43.0	43.0	42.7	44.0	45.0	46.3	48.7	52.0	55.0	57.0	58.0
65°	41.0	41.0	40.3	41.7	41.7	43.7	45.3	48.3	50.7	53.0	53.7
67.5°	37.0	37.7	37.3	38.3	39.7	41.0	43.0	45.3	47.7	49.3	50.3
70°	33.0	33.3	34.3	35.0	36.3	37.0	38.7	40.3	42.7	43.7	44.7
72.5°	29.3	29.7	30.3	31.0	32.3	33.0	34.3	35.7	37.7	38.7	39.7
75°	25.7	26.0	26.3	27.0	27.7	28.3	29.0	30.3	31.7	33.0	34.0
77.5°	22.0	22.3	23.3	23.0	23.7	24.0	25.0	25.7	26.3	27.7	29.0
80°	19.3	19.0	19.7	20.0	20.7	20.7	21.3	21.3	22.3	22.3	22.7
82.5°	16.3	16.0	16.7	17.7	18.0	18.0	18.7	17.3	17.0	17.3	18.3
85°	12.3	12.7	13.0	14.3	14.7	14.7	15.3	14.3	13.0	13.0	13.7
87.5°	7.0	5.3	7.7	9.0	9.0	9.3	10.0	9.7	9.3	7.3	7.7
90°	0.0	0.0	0.0	0.0	0.0	0.0	0.0	0.0	0.0	0.0	0.0



REPORT NUMBER: P141380
 CATALOG NUMBER: ECM-E01-LED-E1-SLL

REPORT N
 CATALOG

CANDELA DISTRIBUTION (continued):

CANDELA

	275°	280°	285°	290°	295°	300°	305°	310°	315°	320°	325°	
0°	340.0	340.0	340.0	340.0	340.0	340.0	340.0	340.0	340.0	340.0	340.0	0°
2.5°	340.3	340.7	341.0	341.3	341.7	341.3	342.0	341.3	341.7	341.0	340.7	2.5°
5°	340.0	340.3	340.3	341.0	341.3	340.3	341.0	340.0	340.0	339.3	338.3	5°
7.5°	337.7	338.3	338.3	339.0	339.0	338.0	338.0	336.0	335.3	333.0	331.3	7.5°
10°	333.0	334.0	334.7	336.0	336.7	335.0	334.0	331.7	329.0	326.3	323.7	10°
12.5°	325.0	325.3	327.7	329.7	330.7	331.7	331.0	330.7	328.0	326.3	325.3	12.5°
15°	306.7	309.3	311.7	316.3	319.7	323.3	326.0	329.0	330.3	332.0	332.7	15°
17.5°	290.7	293.7	295.3	299.3	302.7	308.3	315.3	323.0	328.3	335.0	341.3	17.5°
20°	268.3	273.3	274.7	281.0	285.3	292.7	300.3	310.0	320.7	331.0	342.3	20°
22.5°	243.3	245.7	248.3	255.0	260.3	269.7	281.3	294.7	307.0	321.3	337.7	22.5°
25°	213.0	216.0	218.7	226.0	233.7	242.3	256.3	272.7	288.3	307.3	328.7	25°
27.5°	183.0	185.3	190.0	195.3	204.0	213.3	230.7	248.7	266.7	289.7	315.0	27.5°
30°	151.7	154.0	156.3	162.7	171.7	182.7	198.3	219.7	241.0	265.7	295.7	30°
32.5°	121.7	122.3	127.0	131.7	139.3	148.7	165.7	186.3	209.3	239.3	269.0	32.5°
35°	95.0	99.0	101.0	107.3	112.0	121.7	136.0	155.0	179.0	209.3	241.3	35°
37.5°	84.3	85.7	88.3	93.0	99.3	108.0	118.0	132.7	153.3	179.0	209.0	37.5°
40°	80.3	81.7	83.7	87.3	93.3	101.3	109.7	121.3	137.3	157.7	184.7	40°
42.5°	79.0	79.3	80.0	83.3	89.3	98.3	108.3	119.3	131.7	148.0	169.3	42.5°
45°	77.3	77.3	77.7	80.0	85.3	94.7	107.3	121.3	135.3	150.0	168.0	45°
47.5°	76.0	76.3	76.0	77.0	81.0	90.0	104.0	121.0	139.7	158.7	178.3	47.5°
50°	70.7	70.7	71.0	71.3	74.3	83.0	96.7	115.3	138.3	164.0	191.0	50°
52.5°	66.3	67.0	67.0	67.7	69.7	76.7	90.3	110.0	135.0	165.0	201.3	52.5°
55°	65.0	65.7	66.0	66.0	67.3	73.3	86.3	105.0	131.3	164.0	205.3	55°
57.5°	64.0	64.7	65.0	64.7	65.7	70.7	82.7	101.0	127.3	161.7	207.0	57.5°
60°	63.0	63.3	62.7	62.0	62.3	66.7	77.3	95.3	122.7	158.3	206.3	60°
62.5°	58.3	58.7	58.0	57.3	56.7	60.0	69.7	87.3	113.0	150.7	201.0	62.5°
65°	54.3	54.3	54.3	53.7	53.0	55.0	62.0	77.0	99.3	137.0	188.7	65°
67.5°	51.0	50.7	50.7	50.3	49.7	50.3	54.7	65.0	82.3	115.3	166.3	67.5°
70°	45.7	45.3	45.7	45.3	44.7	44.7	46.7	52.3	64.0	84.7	129.3	70°
72.5°	40.3	40.7	41.3	41.3	41.3	41.7	41.7	43.3	49.7	60.7	88.0	72.5°
75°	34.7	35.0	36.0	37.3	36.7	37.0	37.0	38.0	41.3	48.0	61.7	75°
77.5°	29.3	30.3	31.7	32.0	31.0	31.0	31.7	33.3	36.3	40.3	47.0	77.5°
80°	24.0	25.3	25.7	26.3	26.7	26.7	27.3	28.7	31.7	36.7	42.0	80°
82.5°	19.0	20.0	21.0	22.0	22.7	23.7	24.0	24.7	27.7	32.7	38.7	82.5°
85°	14.3	15.3	16.7	17.7	18.3	19.3	19.0	19.3	21.0	25.0	29.3	85°
87.5°	8.7	8.7	9.7	10.0	10.3	10.3	11.0	9.7	10.3	13.3	16.0	87.5°
90°	0.0	0.0	0.0	0.0	0.0	0.0	0.0	0.0	0.0	0.0	0.0	90°



NUMBER: P141380

NUMBER: ECM-E01-LED-E1-SLL

DISTRIBUTION (continued):

330°	335°	340°	345°	350°	355°	360°
340.0	340.0	340.0	340.0	340.0	340.0	340.0
341.0	340.7	340.3	340.7	341.3	341.3	340.3
338.7	337.7	337.0	337.0	337.0	336.7	336.0
330.7	329.0	328.0	327.3	327.0	327.0	325.7
322.0	321.0	319.0	318.3	318.7	319.7	319.3
324.0	321.0	320.0	320.0	319.7	321.3	321.0
335.0	335.0	333.7	333.3	332.7	334.7	334.7
346.7	349.7	351.0	349.7	350.0	350.3	353.0
353.0	361.7	366.3	370.0	370.3	372.3	372.0
354.0	369.7	382.0	390.0	397.3	401.0	400.3
349.0	370.7	392.3	412.7	428.0	436.3	443.3
342.3	368.0	396.0	424.7	449.7	472.0	486.0
326.7	359.3	395.3	432.0	467.7	499.7	525.7
304.7	342.3	385.3	433.7	483.7	528.0	566.0
275.3	315.7	368.0	427.3	493.3	559.3	616.7
243.7	288.0	345.3	416.7	498.3	584.3	663.0
216.0	259.7	322.3	403.0	497.7	600.7	697.0
198.0	239.0	302.3	390.0	494.3	610.0	723.7
192.0	229.0	289.0	379.7	492.3	616.7	742.0
200.0	232.0	286.0	375.0	491.7	624.3	758.0
218.7	248.7	297.3	382.7	497.7	632.0	774.0
236.3	272.0	322.0	404.7	520.0	654.3	796.0
250.7	297.3	348.7	433.7	552.0	689.0	829.0
258.7	317.0	383.3	474.0	595.7	740.0	883.0
262.0	330.7	413.0	516.3	650.7	798.3	951.3
260.7	337.0	434.3	555.0	700.3	862.3	1029.0
252.3	337.0	447.7	586.0	742.0	913.3	1097.3
232.3	325.3	449.0	604.0	774.0	956.3	1153.3
195.7	291.7	426.7	602.0	784.0	970.0	1182.7
137.0	217.7	356.0	544.0	741.3	937.7	1150.3
85.0	135.7	255.0	420.7	617.0	795.7	1023.7
59.7	82.3	146.0	266.3	424.7	593.0	764.3
49.7	60.7	83.3	146.7	255.3	365.3	480.7
43.0	49.0	58.0	83.7	130.0	194.7	267.7
32.0	35.7	40.0	55.0	82.0	120.3	183.0
13.0	14.7	16.3	22.0	50.3	69.3	74.3
0.0	0.0	0.0	0.0	0.0	0.0	0.0

(END OF REPORT)